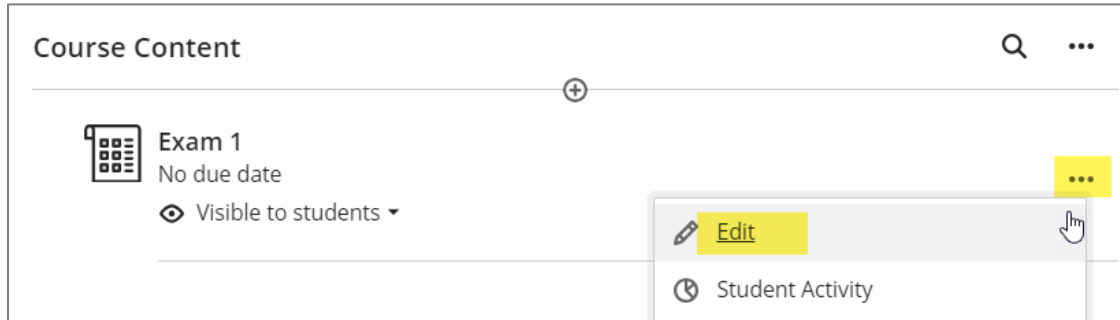


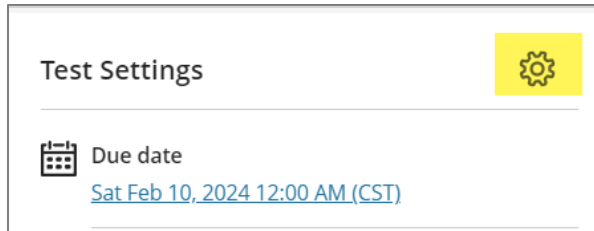
Biometric Signature ID with Safe Exam Browser (SEB)

How to enable Biometric Signature ID with Safe Exam Browser (SEB) on an assignment, quiz or exam with a click of a button

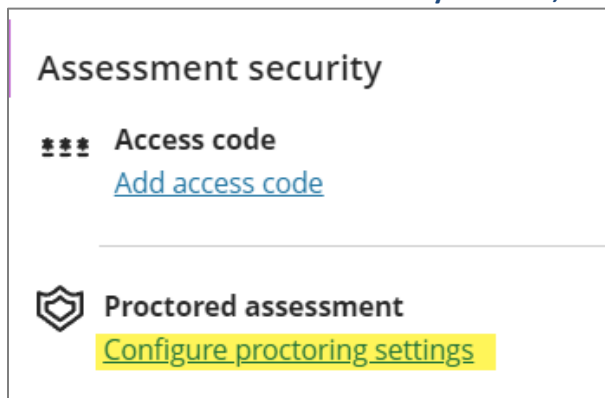
1. Locate your assessment link (assignment, quiz, or exam), and click the settings button “...” on the right, then select “Edit”:



2. Click on the gear icon:




3. Scroll down to “Assessment security” section, and click on “Configure proctoring settings”:



4. Choose one of the following options, then click 'Save':

test

Assessment Settings

 **Proctored assessment**

Select proctoring service

SEB with BioSightPlus Proctoring

BioSig Proctoring

BioSight Proctoring

SEB with BioSig Proctoring

BioSightPlus Proctoring

SEB with BioSight Proctoring

SEB with BioSightPlus Proctoring

BioSig Proctoring – Signature verification.

BioSight Proctoring – Blur recording proctoring solution

- BioSight-ID™ is a privacy-minded tool that allows for monitoring during quizzes and exams to help protect your identity. Images are blurred for your protection, and sound levels, not actual audio, is recorded.

BioSight Plus Proctoring – Clear video and audio recording with screen recording.


- BioSightPlus-ID™ might be used in specific classes with a higher set of requirements. Clear video is recorded including full audio, and options such as screen-recording can be active.

SEB with BioSig Proctoring – LockDown Browser + Signature verification

SEB with BioSight Proctoring – LockDown Browser + Blur recording proctoring solution


SEB with BioSight Plus Proctoring – LockDown Browser + Clear video and audio recording with screen recording.

5. The Test settings now show that “BioSightPlus Proctoring” is turned on for this exam:

 **Proctored assessment**


Select proctoring service

BioSightPlus Proctoring

 **Turn on proctoring**


To turn off proctoring:

If you decide to remove the proctoring tool altogether, simply click on the “X” button to turn off the proctoring

 **Proctored assessment**

Select proctoring service

BioSig Proctoring

 **Turn on proctoring**